

Thank you for downloading:

Get more free materials at [You've Got This.](#)

YOU MAY...

Print as many copies as you would like for your OWN personal use

Save this file on YOUR computer

Share on a blog, facebook page, ect as long as there is a direct link to You've Got This

PLEASE DO NOT...

Make copies to give to your fellow teachers or friends. Please share the link with them so they can download their own personal copy.

Save to any file that can be accessed by anyone besides you. This includes dropbox, 4shared, facebook groups, shared drives, ect

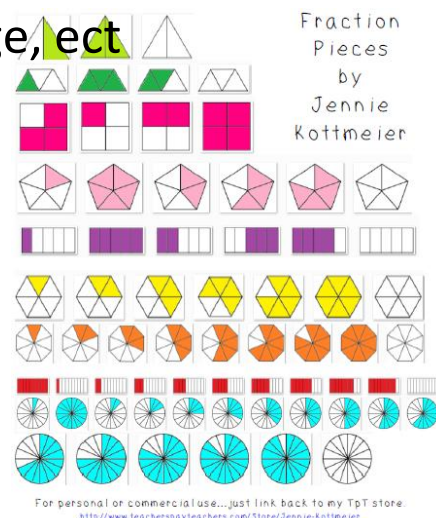
E-mail just the PDF

Claim this printable as your own

Post just the PDF on your blog, facebook page, ect

Sell or profit in any way from the PDF


Clip art by



For personal or commercial use... just link back to my TpT store.  
<http://www.teacherspayteachers.com/Store/Jennie-Kottmeier>



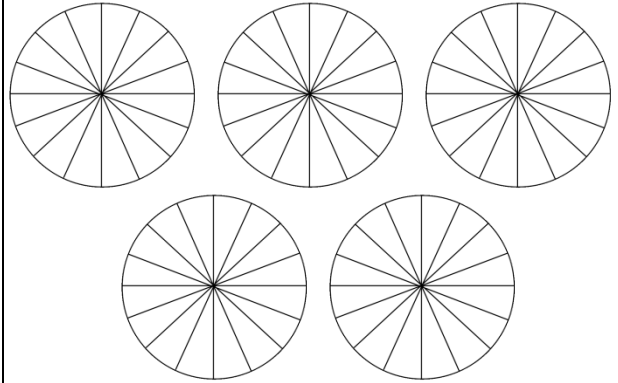
## Subtracting Mixed Numbers with Regrouping with Models

1. Color in the models to represent the number that will be subtracted from.
  2. Decide if you need to regroup. If no, go to step 4.
  3. Look at the denominator of the fractions and then divide one of the wholes you colored in, into that many parts.
  4. Cross out the amount that needs to be subtracted.
  5. Whatever is left, is your answer.
- 

# Problem

$$\begin{array}{r} 5 \\ - 2 \\ \hline \end{array} \quad \begin{array}{r} 5 \\ - \\ 16 \end{array}$$

# Model

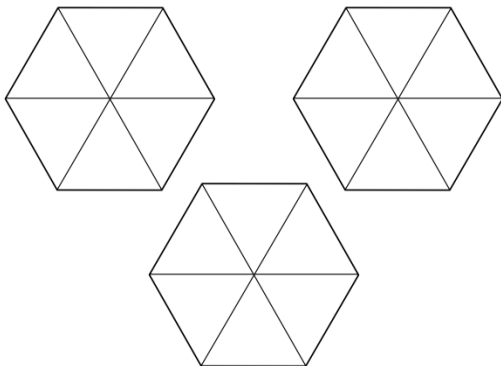


# Re-write

# Problem

$$\begin{array}{r} 3 \\ - 1 \\ \hline \end{array} \quad \begin{array}{r} 4 \\ - \\ 6 \end{array}$$

# Model

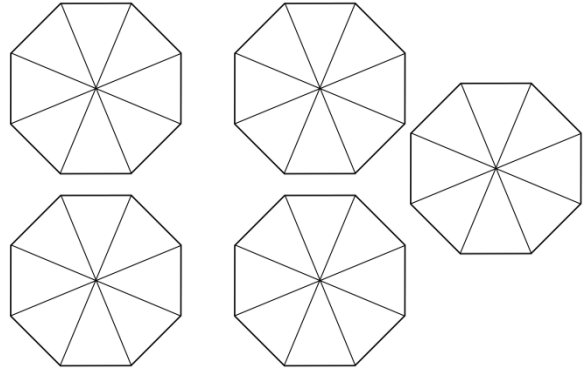


# Re-Write

# Problem

$$\begin{array}{r} 4 \\ - 3 \\ \hline \end{array} \quad \begin{array}{r} 3 \\ - \\ 8 \\ 1 \\ - \\ 8 \end{array}$$

# Model

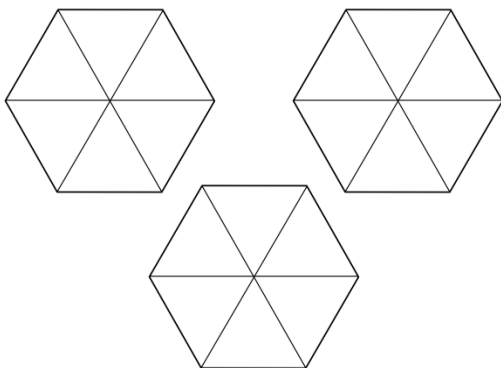


# Re-write

# Problem

$$\begin{array}{r} 3 \\ - 1 \\ \hline \end{array} \quad \begin{array}{r} 1 \\ - \\ 6 \\ 4 \\ - \\ 6 \end{array}$$

# Model

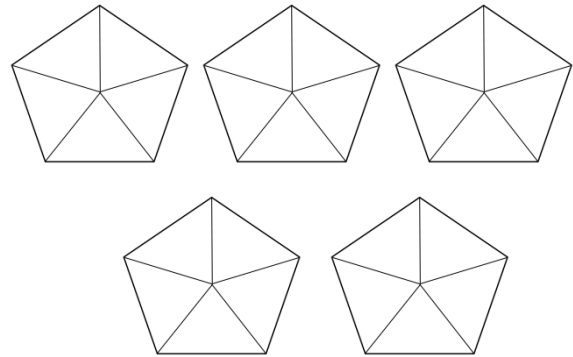


# Re-Write

# Problem

$$\begin{array}{r} 4 \\ - 1 \\ \hline \end{array} \quad \begin{array}{r} 1 \\ - \\ 5 \\ 4 \\ - \\ 5 \end{array}$$

# Model

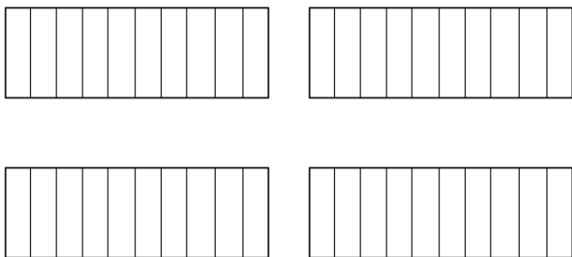


# Re-write

# Problem

$$\begin{array}{r} 3 \\ - \\ 10 \\ 9 \\ - \\ 10 \end{array}$$

# Model

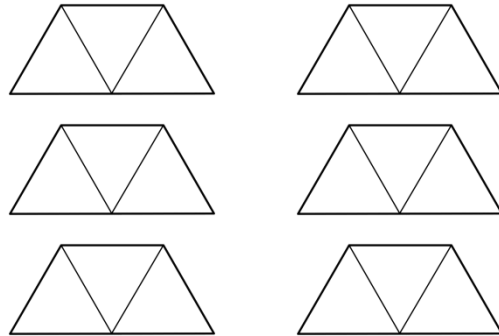


# Re-Write

# Problem

$$\begin{array}{r} 5 \\ - 2 \\ \hline \end{array} \quad \begin{array}{r} 1 \\ - \\ 3 \\ 2 \\ - \\ 3 \end{array}$$

# Model

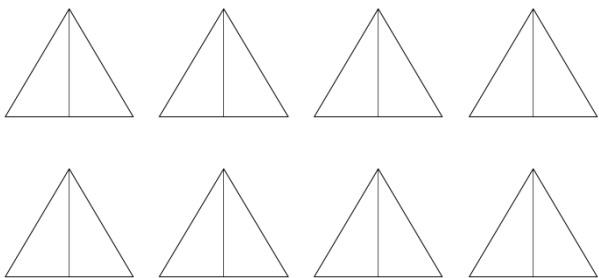


# Re-write

# Problem

$$\begin{array}{r} 7 \\ - 4 \frac{1}{2} \\ \hline \end{array}$$

# Model

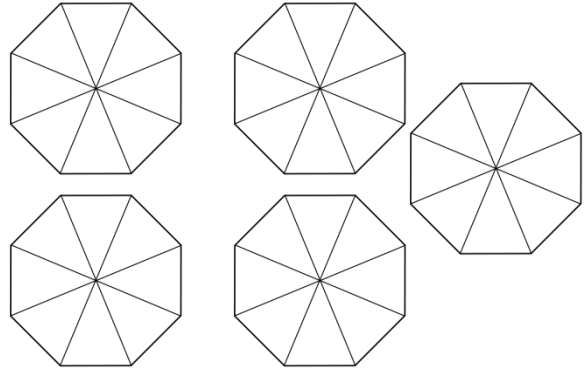


# Re-Write

# Problem

$$\begin{array}{r} 4 \\ - 1 \\ \hline \end{array} \quad \begin{array}{r} 6 \\ - \\ 8 \\ 7 \\ - \\ 8 \end{array}$$

# Model

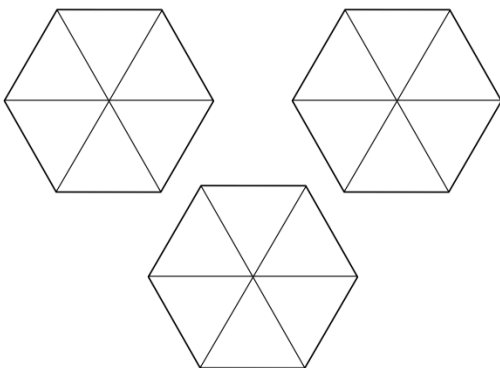


# Re-write

# Problem

$$\begin{array}{r} 2 \\ - 1 \\ \hline \end{array} \quad \begin{array}{r} 4 \\ - \\ 6 \\ 5 \\ - \\ 6 \end{array}$$

# Model



# Re-Write