

Thank you for downloading!
You can get more products like this for
free at
[You've Got This Math](#)

YOU MAY...

Print as many copies as you would like for your OWN personal use

Save this file on YOUR computer

Share on a blog, facebook page, ect as long as there is a direct link to You've Got This

PLEASE DO NOT...

Make copies to give to your fellow teachers or friends.

Please share the link with them so they can download their own personal copy.


Save to any file that can be accessed by anyone besides you. This includes dropbox, 4shared, facebook groups, shared drives, ect

E-mail just the PDF

Claim this printable as your own

Post just the PDF on your blog, facebook page, ect

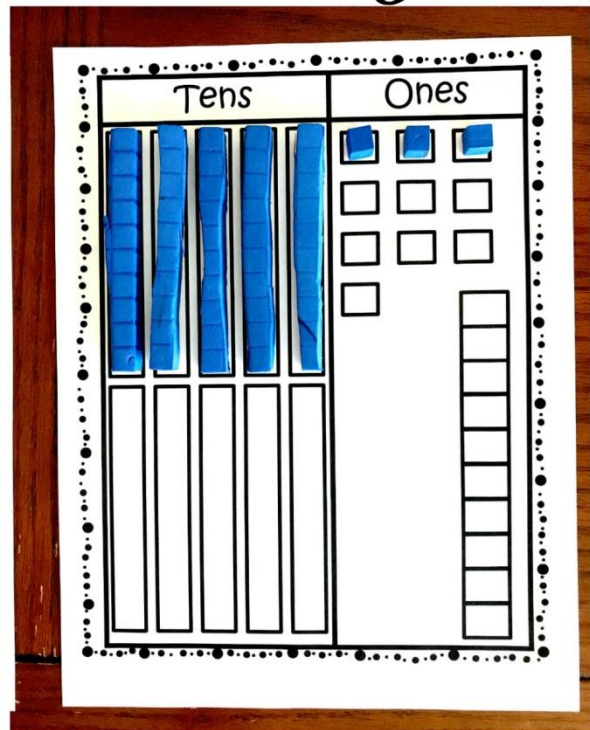

Sell or profit in any way from the PDF



SUBTRACTION

With Regrouping

File Folder Activity



File Folder Subtraction

Prep Work -

- Print off of card stock and glue into a file folder.
- Gather up a deck of cards, and base ten blocks. Take out the kings, queens, jokers, jacks, and 10's. You can leave the ace in a make it a 1 if it won't confuse your children.

Directions -

1. Have the children draw three to four cards and place them on the left side of the file folder to create an expression.
2. Using the first number in the expression, place that amount of base ten block on the right side of the file folder.
3. Next, take away the amount of blocks found in the second number of the expression.
4. Count how many block are left and this is the answer.

