

NEEDED: game board and game cards, markers of two different colors or shapes.

DIRECTIONS: Players take turns choosing a place to cover on game board. Before they may cover up the clock they must choose the correct game card that matches the analogue clock. If they choose the wrong game card, they must cover up an analogue clock that matches the card they have in hand.

(Do not place game cards back on the table. This forces students to use the cards that have words on them, not just the digital time game cards.

YOU MAY...

Print as many copies as you would like for your OWN personal use

Save this file on YOUR computer

Share on a blog, facebook page, ect as long as there is a direct link to You've Got This

PLEASE DO NOT...

Make copies to give to your fellow teachers or friends. Please share the link with them so they can download their own personal copy.

Save to any file that can be accessed by anyone besides you. This includes dropbox, 4shared, facebook groups, shared drives, ect

E-mail just the PDF


Claim this printable as your own

Post just the PDF on your blog, facebook page, ect

Sell or profit in any way from the PDF




Clip art by Zip A Dee, Doo Dah Designs and [Catherine S](#)

Check out more free resources at [You've Got This](#)



CONNECT FOUR

Telling Time Game



1:00

3:15

1:20

2:55

1:45

1:30

Five
minutes
till 3

Quarter
after 3

Twenty
minutes
after 1

1:00

Quarter
till 2

Half
Past 1

Quarter
after 2

2:15

1:05

3:30

Five
minutes
after 1

Half
Past 3

3:40

20
minutes
till 4