

Thank you for downloading!!!!

You can get all of the turkeys (11 - 20) at my [Teacher Pay Teacher's Store](#).

Directions:

Independently: Place two to four turkeys in front of the child and have them sort the expression until they fill up all the turkeys with expressions that equal the numbers on the turkey.

Game: Give one turkey to each player. Have the players take turns drawing feathers. If the feather's expression equals the number on the turkey, they may add it to their turkey. If not, they have to put the feather at the bottom of the pile. The first player to fill up his turkey wins.

YOU MAY...

Print as many copies as you would like for your OWN personal use

Save this file on YOUR computer

Share on a blog, facebook page, ect as long as there is a direct link to You've Got This

PLEASE DO NOT...

Make copies to give to your fellow teachers or friends. Please do not share them so they can download their own personal copy.

Save to any file that can be accessed by anyone besides you. Do not post on a box, 4shared, facebook groups, shared drives, ect

E-mail just the PDF


Claim this printable as your own

Post just the PDF on your blog, facebook page, ect




Sell or profit in any way from the PDF


Clip art by





11





12

