

# Thanks for Downloading!

## [You've Got This](#)

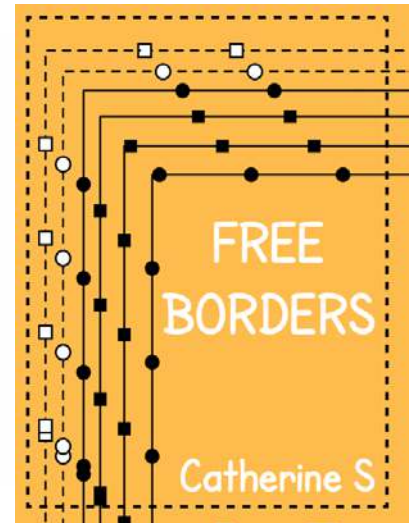

### YOU MAY...

1. Print as many copies as you would like for your OWN personal use
2. Save this file on YOUR computer
3. Share on a blog, facebook page, ect as long as there is a direct link to You've Got This

### DO NOT...

1. Make copies to give to your fellow teachers or friends. Please share the link with them so they can download their own personal copy.
2. Save to any file that can be accessed by anyone besides you. This includes dropbox, 4shared, facebook groups, shared drives, ect
3. E-mail just the PDF
4. Claim this printable as your own
5. Post just the PDF on your blog, facebook page, ect
6. Sell or profit in any way from the PDF

# Clip Art By



# Estimating Lengths

## Prep Work -

- Print off task cards on card stock paper.
- Cut out and laminate.
- Dry erase markers.

## Directions -


Have children estimate the length or height of each object.

Then have them measure each object to check their estimate.

I estimate the length is   
The actual length is




I estimate the length is   
The actual length is



I estimate the length is   
The actual length is



I estimate the length is   
The actual length is




I estimate the length is  cm

The actual length is  cm



I estimate the length is  cm

The actual length is  cm



I estimate the length is  cm

The actual length is  cm



I estimate the length is  cm

The actual length is  cm



I estimate the height is  cm

The actual height is  cm



I estimate the height is  cm

The actual height is  cm



I estimate the height is  cm

The actual height is  cm




I estimate the height is  cm

The actual height is  cm



I estimate the height is  in

The actual height is  in



I estimate the height is  in

The actual height is  in



I estimate the height is  in

The actual height is  in



I estimate the height is  in

The actual height is  in

