

You've Got This

This blog is a way that I can homeschool my children and still help out financially. Please help me keep my printables free by abiding by the terms of use.

YOU MAY...

- Print as many copies as you would like for your OWN personal use
- Save this file on YOUR computer
- Share on a blog, facebook page, ect as long as there is a direct link to You've Got This

PLEASE DO NOT...

- Make copies to give to your fellow teachers or friends. Please share the link with them so they can download their own personal copy.
- Save to any file that can be accessed by anyone besides you. This includes dropbox, 4shared, facebook groups, shared drives, ect
- E-mail just the PDF
- Claim this printable as your own
- Post just the PDF on your blog, facebook page, ect
- Sell or profit in any way from the PDF

Directions:

Print out numerous copies and then cut out shapes. I would sort the shapes and place on different plates for students.

Have students glue shapes onto construction paper to create a picture.

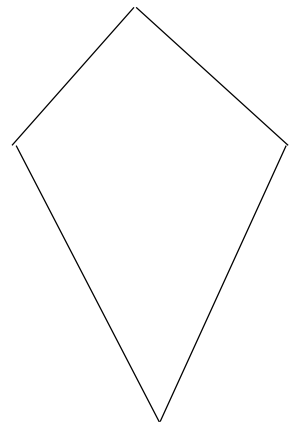
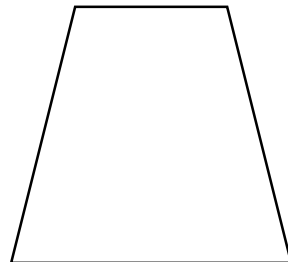

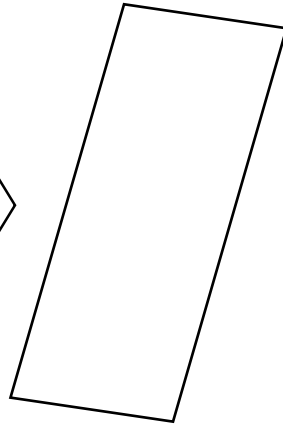
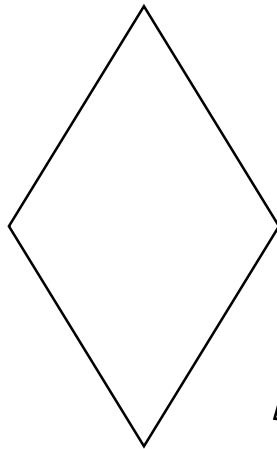
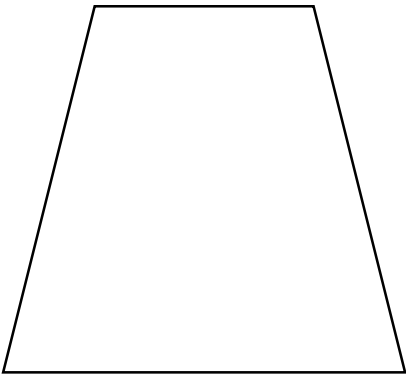
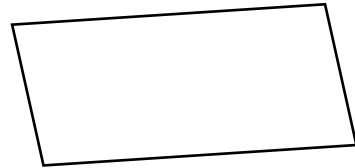

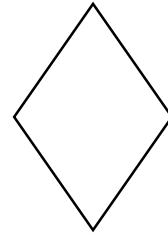

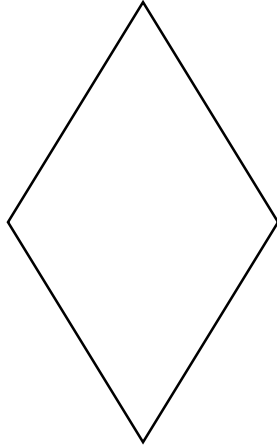
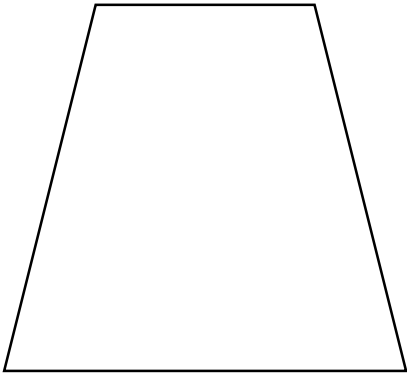
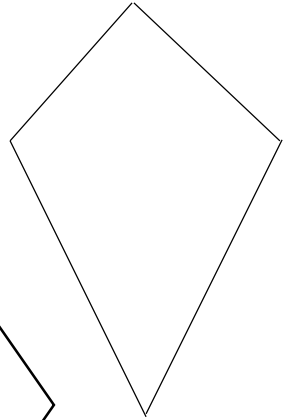
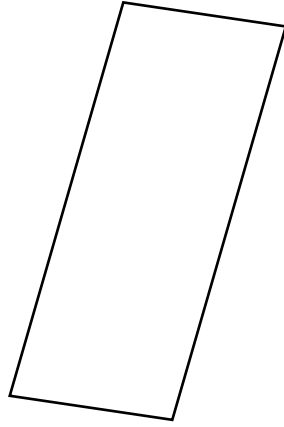

Students will count the number of each shape that they used in their picture. Record the results on the downloaded graph.

Discuss the results of the graph.

1. Which shape was used the most?
2. Which shape was used the least?
3. What is the difference?
4. What shape was used the most by all the students?

Items needed (affiliated links)

- Downloaded Graph
- Downloaded shapes
- [construction paper](#)
- [glue](#)
- [colored pencils](#)



Quadrilateral Graph

8						
7						
6						
5						
4						
3						
2						
1						
	Rhombus	Rectangle	Kite	Parallelogram	Trapezoid	Square

Number of shapes

Types of shapes