

Thanks for Downloading!


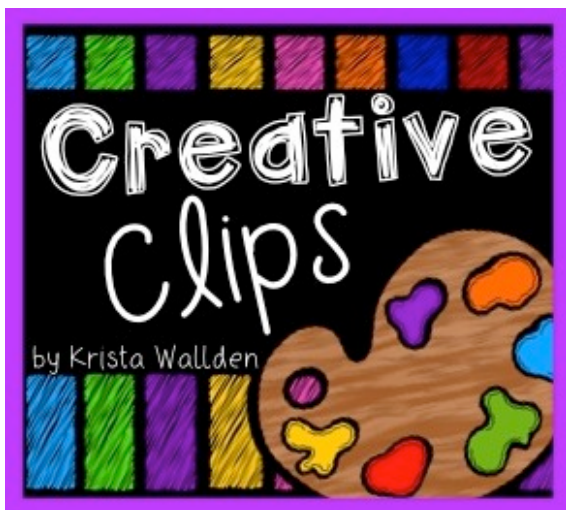


You've Got This

YOU MAY...

- 1. Print as many copies as you would like for your OWN personal use*
- 2. Save this file on YOUR computer*
- 3. Share on a blog, facebook page, ect as long as there is a direct link to You've Got This*

Please DO NOT...

- 1. Make copies to give to your fellow teachers or friends. Please share the link with them so they can download their own personal copy.*
- 2. Save to any file that can be accessed by anyone besides you. This includes dropbox, 4shared, facebook groups, shared drives, ect*
- 3. E-mail just the PDF*
- 4. Claim this printable as your own*
- 5. Post just the PDF on your blog, facebook page, ect*
- 6. Sell or profit in any way from the PDF*



Creating Equations


Prep - Work -

- Print off task cards on card stock paper.
- Cut out and laminate.
- Provide dry erase markers and conversation hearts.

Directions -


Have children use conversation hearts to fill in the 10 frames and find the missing number!

For example, $8 + \underline{\quad} = 15$ Eight are already filled in, so the student would need to add conversation hearts until there are a total of 15. The answer is how many conversation hearts they added.



$$\boxed{8} + \boxed{} = \boxed{15}$$

$$\boxed{} - \boxed{} = \boxed{}$$



$$\boxed{9} + \boxed{} = \boxed{17}$$

$$\boxed{} - \boxed{} = \boxed{}$$



4EVER	BE MINE	BFF	CUTIE	DREAM ON

$$\boxed{5} + \boxed{} = \boxed{20}$$

$$\boxed{} - \boxed{} = \boxed{}$$



4EVER	BE MINE	BFF	CUTIE	DREAM ON
DREAM ON				

$$\boxed{6} + \boxed{} = \boxed{13}$$

$$\boxed{} - \boxed{} = \boxed{}$$



4EVER	BE MINE	BFF	CUTIE	

$$\boxed{4} + \boxed{} = \boxed{19}$$

$$\boxed{} - \boxed{} = \boxed{}$$




4EVER	BE MINE	BFF		

$$\boxed{3} + \boxed{} = \boxed{17}$$


$$\boxed{} - \boxed{} = \boxed{}$$





$$\boxed{10} + \boxed{} = \boxed{16}$$

$$\boxed{} - \boxed{} = \boxed{}$$



$$\boxed{11} + \boxed{} = \boxed{17}$$


$$\boxed{} - \boxed{} = \boxed{}$$



4EVER	BE MINE	GAL PAL	HOT STUFF	DREAM ON
FRIEND ME	SWEET PEA	MY BAE	U'R MINE	TEXT ME

4EVER	BE MINE	GAL PAL	HOT STUFF	DREAM ON
FRIEND ME	SWEET PEA			

$$\begin{array}{r} \square + \square = \square \\ \square - 3 = 17 \end{array}$$



4EVER	BE MINE	GAL PAL	HOT STUFF	DREAM ON
FRIEND ME	SWEET PEA	MY BAE	U'R MINE	TEXT ME

4EVER	BE MINE	GAL PAL	HOT STUFF	DREAM ON
FRIEND ME	SWEET PEA	MY BAE	U'R MINE	

$$\begin{array}{r} \square + \square = \square \\ 19 - \square = 17 \end{array}$$





$$\begin{array}{rcl} \square & + & \square = \square \\ \square & - & 5 = 15 \end{array}$$



$$\begin{array}{rcl} \square & + & \square = \square \\ 20 & - & \square = 18 \end{array}$$



$$\begin{array}{rcl} \square & + & \square = \square \\ \square & - & 3 = 12 \end{array}$$



$$\begin{array}{rcl} \square & + & \square = \square \\ 20 & - & \square = 13 \end{array}$$



$$\begin{array}{r} \square + \square = \square \\ \square - 7 = 12 \end{array}$$



$$\begin{array}{r} \square + \square = \square \\ 20 - \square = 13 \end{array}$$



Creating Equations


Prep - Work -

- Print off task cards on card stock paper.
- Cut out and laminate.
- Provide dry erase markers and conversation hearts.

Directions -


Have children use conversation hearts to fill in the 10 frames and find the missing number!

For example, $8 + \underline{\quad} = 15$ Eight are already filled in, so the student would need to add conversation hearts until there are a total of 15. The answer is how many conversation hearts they added.



$$\boxed{8} + \boxed{} = \boxed{15}$$

$$\boxed{} - \boxed{} = \boxed{}$$



$$\boxed{9} + \boxed{} = \boxed{17}$$

$$\boxed{} - \boxed{} = \boxed{}$$



4EVER	BE MINE	BFF	CUTIE	DREAM ON

$$\boxed{5} + \boxed{} = \boxed{20}$$

$$\boxed{} - \boxed{} = \boxed{}$$



4EVER	BE MINE	BFF	CUTIE	DREAM ON
DREAM ON				

$$\boxed{6} + \boxed{} = \boxed{13}$$

$$\boxed{} - \boxed{} = \boxed{}$$



4EVER	BE MINE	BFF	CUTIE	

$$\boxed{4} + \boxed{} = \boxed{19}$$

$$\boxed{} - \boxed{} = \boxed{}$$




4EVER	BE MINE	BFF		

$$\boxed{3} + \boxed{} = \boxed{17}$$


$$\boxed{} - \boxed{} = \boxed{}$$





$$\boxed{10} + \boxed{} = \boxed{16}$$

$$\boxed{} - \boxed{} = \boxed{}$$



$$\boxed{11} + \boxed{} = \boxed{17}$$


$$\boxed{} - \boxed{} = \boxed{}$$



4EVER	BE MINE	GAL PAL	HOT STUFF	DREAM ON
FRIEND ME	SWEET PEA	MY BAE	U'R MINE	TEXT ME

4EVER	BE MINE	GAL PAL	HOT STUFF	DREAM ON
FRIEND ME	SWEET PEA			

$$\begin{array}{r} \square + \square = \square \\ \square - 3 = 17 \end{array}$$



4EVER	BE MINE	GAL PAL	HOT STUFF	DREAM ON
FRIEND ME	SWEET PEA	MY BAE	U'R MINE	TEXT ME

4EVER	BE MINE	GAL PAL	HOT STUFF	DREAM ON
FRIEND ME	SWEET PEA	MY BAE	U'R MINE	

$$\begin{array}{r} \square + \square = \square \\ 19 - \square = 17 \end{array}$$





$$\begin{array}{rcl} \square & + & \square = \square \\ \square & - & 5 = 15 \end{array}$$



$$\begin{array}{rcl} \square & + & \square = \square \\ 20 & - & \square = 18 \end{array}$$



$$\begin{array}{rcl} \square & + & \square = \square \\ \square & - & 3 = 12 \end{array}$$



$$\begin{array}{rcl} \square & + & \square = \square \\ 20 & - & \square = 13 \end{array}$$



$$\begin{array}{r} \square + \square = \square \\ \square - 7 = 12 \end{array}$$



$$\begin{array}{r} \square + \square = \square \\ 20 - \square = 13 \end{array}$$

