

Thank you for downloading!

This was created by
[You've Got This Math](#)

YOU MAY...

Print as many copies as you would like for your OWN personal use

Save this file on YOUR computer

Share on a blog, facebook page, ect as long as there is a direct link to You've Got This

PLEASE DO NOT...

Make copies to give to your fellow teachers or friends. Please share the link with them so they can download their own personal copy.

Save to any file that can be accessed by anyone besides you. This includes dropbox, 4shared, facebook groups, shared drives, ect

E-mail just the PDF

Claim this printable as your own

Post just the PDF on your blog, facebook page, ect

Sell or profit in any way from the PDF

You May Also Like:


[Quadrilateral STEM project](#)



[Quadrilateral Art](#)





[Quadrilateral Interactive Notebook](#)



[3D STEM project](#)



Clip Art by:



Shape Calendar Pieces

Prep - Work

1. Print off pieces on card stock
2. Put into a pocket calendar

How To Play

1. Turn one piece over each day. Have children identify the shape and look for patterns.


The pattern is:

Shape pattern is 3D, 3D, quadrilateral, quadrilateral, polygon, polygon


Color pattern is green, purple, yellow, orange

The date number is blue on multiples of three, red on multiples of four, and the rest black.

1




2




3




4



5




6



7



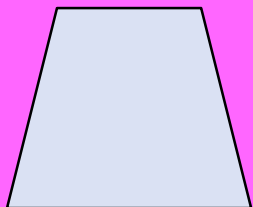
8




9



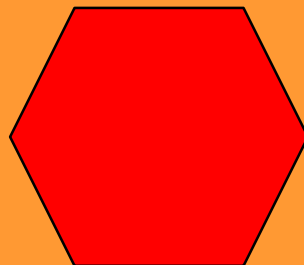
10



11




12




13




14




15




16




17




18




19



20




21



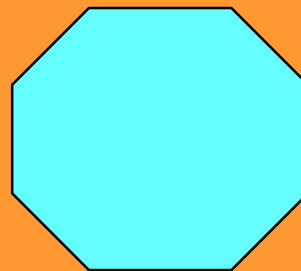
22




23




24




25




26



27




28



29



30



31

