

Thank you for downloading!

This was created by
[You've Got This Math](#)

YOU MAY...

Print as many copies as you would like for your OWN personal use

Save this file on YOUR computer

Share on a blog, facebook page, ect as long as there is a direct link to You've Got This

PLEASE DO NOT...

Make copies to give to your fellow teachers or friends. Please share the link with them so they can download their own personal copy. **(This allows me to earn money through ads and which helps me provide more freebies)**

Save to any file that can be accessed by anyone besides you.


This includes dropbox, 4shared, facebook groups, shared drives, ect

E-mail just the PDF

Claim this printable as your own

Post just the PDF on your blog, facebook page, ect

Sell or profit in any way from the PDF



You May Also Like:

Air and eir word family games



Diphthong Game



Trigraph Activities



Trigraph Game






Prep - Work

- First, print off game boards and pie graphs
- Provide a paper clip, pencil, and two different colors of Lego bricks or snap cubes. .

How To Play

1. Player one spins the spinner and reads the word. The player then finds the picture that represents that word and does one of the following.
 - a. Covers up the blank answer with their game piece.
 - b. Place a second game piece on the answer making it secure.
 - c. Bump off the game piece belonging to their opponent and place their game piece.
 - d. Nothing! The answer is already secured.
2. Player two does the same thing.
3. The game continues until all answers are secured. The player with the most secured answers, wins!!!!



Trigraph Bump Game



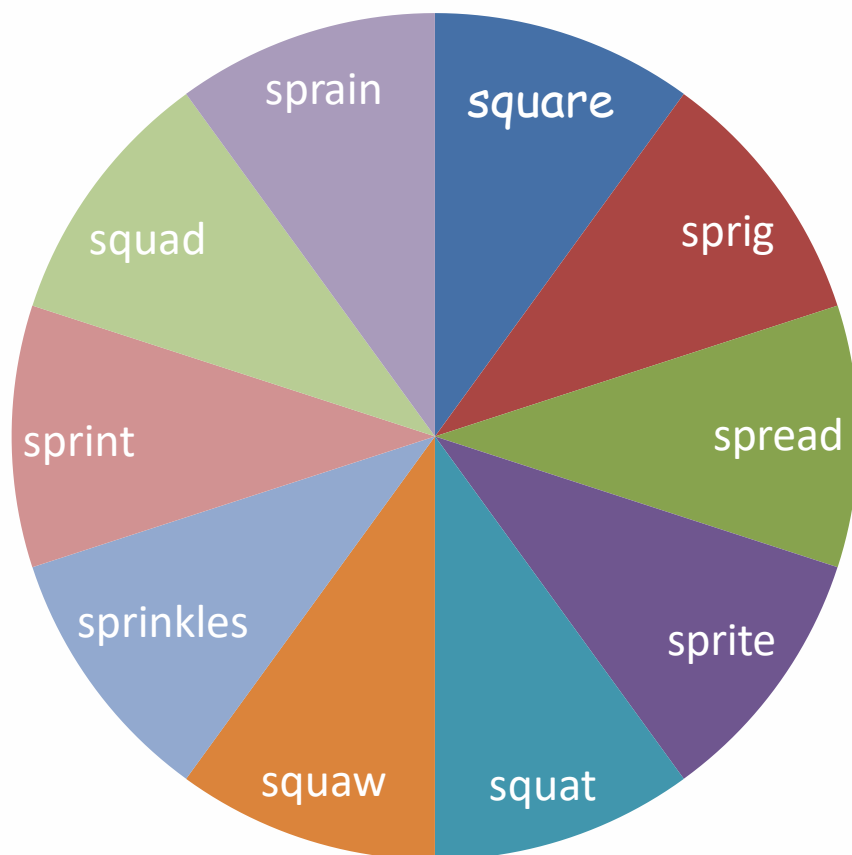
Trigraph Bump Game







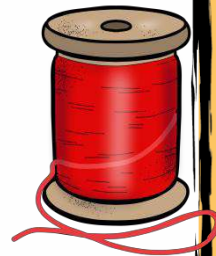

Trigraph Bump Game



Trigraph Bump Game



Trigraph Bump Game



Trigraph Bump Game

