Thank you for downloading!

This was created by
You've Got This Math

YOU MAY…
Print as many copies as you would like for your OWN personal use
Save this file on YOUR computer
Share on a blog, facebook page, ect as long as there is a direct link to You've Got This

PLEASE DO NOT…
Make copies to give to your fellow teachers or friends. Please share the link with them so they can download their own personal copy.
Save to any file that can be accessed by anyone besides you. This includes dropbox, 4shared, facebook groups, shared drives, ect
E-mail just the PDF
Claim this printable as your own
Post just the PDF on your blog, facebook page, ect
Sell or profit in any way from the PDF

You May Also Like:

Gumdrop Bundle

Adding By 10

Adding by 10

Adding And Subtracting Bundle

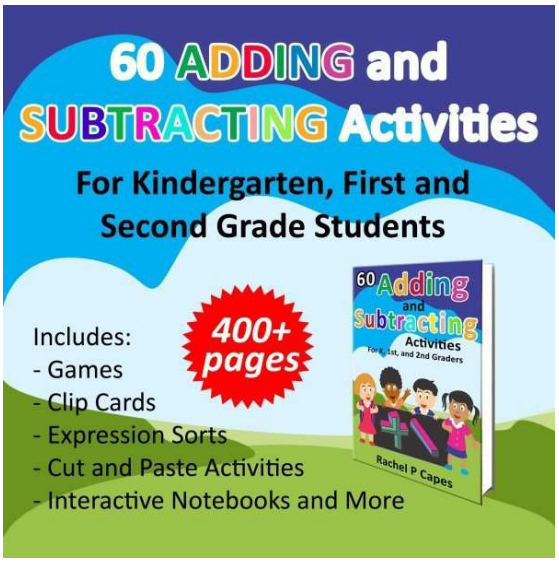

Adding by 100

Prep-Work:

1. Print off the Christmas tree and spinner you want to use.
2. Use a pencil and paperclip to make a spinner.
3. Gather up game markers.

Directions:

1. Player one spins the spinner made of a pencil and paper clip.
2. Then player one solves the problem, and player two checks it on the calculator.
3. If player one answered correctly, he may cover up that number on the Christmas tree.
4. Now it is player two's turn to spin and solve, while player one checks the math.
5. Players take turns doing this until someone has covered up every number on the tree.


223
323
456
298
398
656
869
969
223
323
456
398

223 + 100
123 + 100
869 + 100
356 + 100
769 + 100
298 + 100
556 + 100
198 + 100


4,086
1,323
1,956
1,756
3,098
2,198
2,869
2,969
3,098
2,198
4,086
2,969

1,223 + 100
3,986 + 100
2,869 + 100
1,856 + 100
2,769 + 100
2,998 + 100
1,656 + 100
2,098 + 100


4,006
1,623
1,857
3,098
3,008
1,660
2,779
3,069
1,660
3,098
4,006
3,008

1,523 + 100
3,996 + 10
2,969 + 100
1,856 + 1
2,769 + 10
2,998 + 10
1,659 + 1
2,998 + 100