

Thank you for downloading!

This was created by
[You've Got This Math](#)

YOU MAY...

Print as many copies as you would like for your OWN personal use

Save this file on YOUR computer

Share on a blog, facebook page, ect as long as there is a direct link to You've Got This

PLEASE DO NOT...

Make copies to give to your fellow teachers or friends. Please share the link with them so they can download their own personal copy.

Save to any file that can be accessed by anyone besides you. This includes dropbox, 4shared, facebook groups, shared drives, ect

E-mail just the PDF

Claim this printable as your own

Post just the PDF on your blog, facebook page, ect

Sell or profit in any way from the PDF



Counting Back Money

Prep-Work:

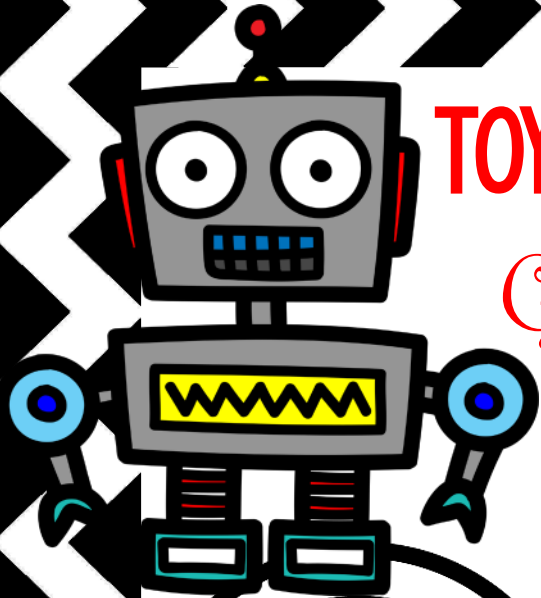
1. Print off game board.
2. Provide game markers, a die, and play money.

Directions:

1. Children start off with \$20.
2. The children take turns rolling the die and moving around the board. When they land on a toy, they must pay for it. The other player will count back their change.
3. If they land on the dollar, they may add a dollar to their pile.
4. When both players reach the finish circle, they count up their money.
5. The player with the most money wins.

TOY STORE

Game




Start



\$1.32



\$2.56



\$3.89




\$2.13



\$1.58



\$0.78



\$0.15



\$1.67



\$1.32



\$1.01



\$0.61

Finish



\$3.02



\$2.15



\$3.59



\$4.49



\$8.59



