

Thank you for downloading!

This was created by
[You've Got This Math](#)

YOU MAY...

Print as many copies as you would like for your OWN personal use

Save this file on YOUR computer

Share on a blog, facebook page, ect as long as there is a direct link to You've Got This

PLEASE DO NOT...

Make copies to give to your fellow teachers or friends. Please share the link with them so they can download their own personal copy. **(This allows me to earn money through ads and which helps me provide more freebies)**

Save to any file that can be accessed by anyone besides you.

This includes dropbox, 4shared, facebook groups, shared drives, ect

E-mail just the PDF

Claim this printable as your own

Post just the PDF on your blog, facebook page, ect

Sell or profit in any way from the PDF




Preposition Books

Supplies Needed:

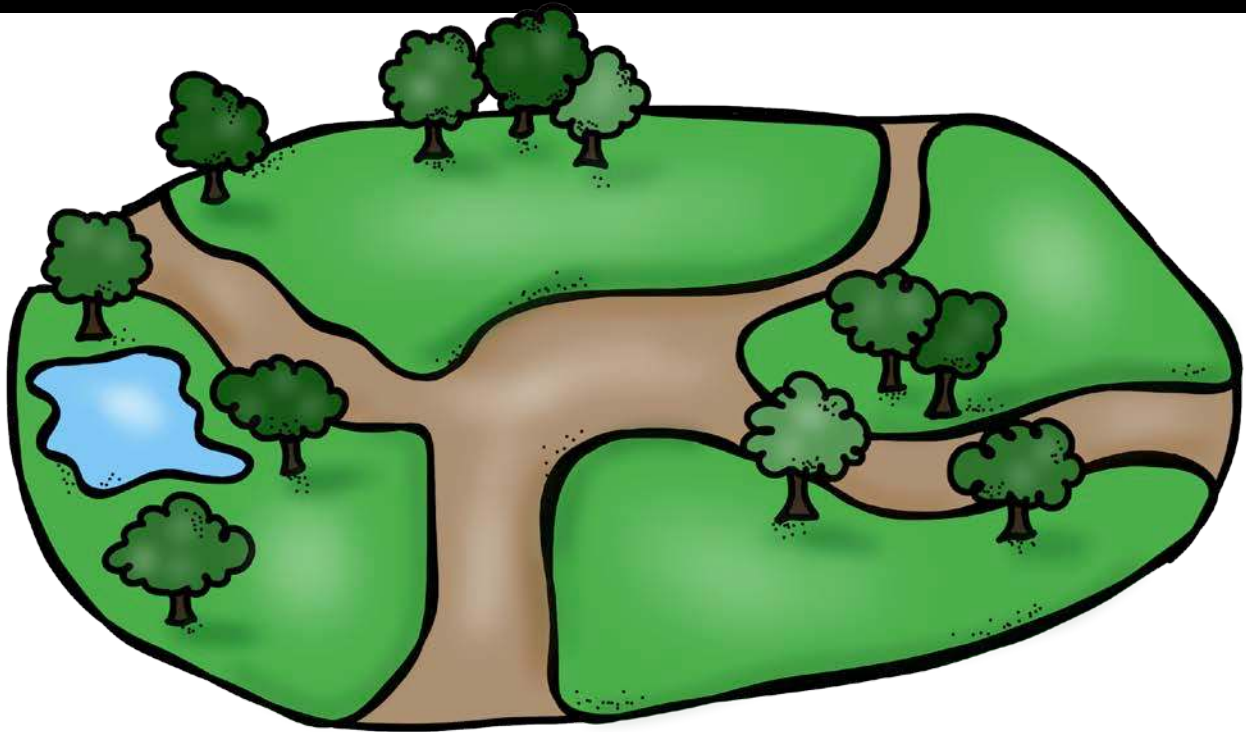
1. highlighter
2. stapler
3. Scissors
4. glue

Directions:

- Begin by reading or having your child read the first page.
- Next, have them identify the preposition by highlighting the word.
- Finally, have them glue the picture in to correctly demonstrate the proposition.



The dog is above the bridge.



The dog is across the street from the pond.



The dog will order his ice cream after the bird.





The dog is laying against the slide.



The dog cares about the girl.

Where
is the
Dog?








Come along with me to the
carnival!

Where
are
you?






Can you hide amid the
yellow and red balloon?



You are sitting among them.



You are at the swings.



You are going around on the
Ferris wheel.



You hid atop the big slide.

