

Thank you for downloading!

This was created by  
[You've Got This Math](#)

**YOU MAY...**

Print as many copies as you would like for your OWN personal use

Save this file on YOUR computer

Share on a blog, facebook page, ect as long as there is a direct link to You've Got This

**PLEASE DO NOT...**

Make copies to give to your fellow teachers or friends. Please share the link with them so they can download their own personal copy.


Save to any file that can be accessed by anyone besides you. This includes dropbox, 4shared, facebook groups, shared drives, ect

E-mail just the PDF

Claim this printable as your own

Post just the PDF on your blog, facebook page, ect

Sell or profit in any way from the PDF



# You May Also Like:

## Counting Coins Money Game



## Coin Recognition and Coin Value Game



## Counting Coin Mystery Box



## Counting Money Apple Game



# *How Much More?*

## Prep-Work:

1. Print off cards on card stock paper, cut out and laminate.
2. Provide coins and dry erase markers.

## Directions:

1. Children use coins to represent each number.
2. Then they subtract the coins that have a pair.

For step by step instructions, check out this [post](#).

23 ¢



--	--	--	--	--


12 ¢



--	--	--	--	--

How Much More?

--



23 ¢



--	--	--	--	--

20 ¢



--	--	--	--	--

How Much More?

--



23 ¢



--	--	--	--	--

11 ¢



--	--	--	--	--

How Much More?



9 ¢



--	--	--	--	--

4 ¢



--	--	--	--	--

How Much More?



32 ¢



--	--	--	--	--

21 ¢



--	--	--	--	--

How Much More?



14 ¢



--	--	--	--	--

4 ¢



--	--	--	--	--

How Much More?



35 ¢



--	--	--	--	--

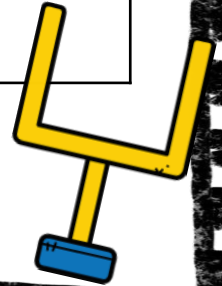
30 ¢



--	--	--	--	--

How Much More?

--



8 ¢



--	--	--	--	--

3 ¢



--	--	--	--	--

How Much More?

--



5 ¢



--	--	--	--	--

2 ¢



--	--	--	--	--

How Much More?



25 ¢



--	--	--	--	--

15 ¢



--	--	--	--	--

How Much More?

