



Equivalent Fractions Matching Puzzle


1. $\frac{4}{16}$



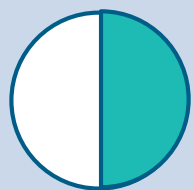
2. $\frac{2}{8}$




3. $\frac{2}{6}$



4. $\frac{4}{24}$



5. $\frac{2}{16}$




6. $\frac{3}{15}$



7. $\frac{3}{12}$




8. $\frac{2}{10}$



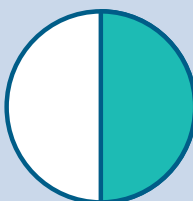
9. $\frac{4}{20}$




10. $\frac{3}{6}$



11. $\frac{3}{18}$



12. $\frac{5}{10}$



1. $\frac{10}{20}$
2. $\frac{12}{36}$
3. $\frac{15}{60}$
4. $\frac{9}{45}$
5. $\frac{6}{15}$
6. $\frac{4}{14}$
7. $\frac{25}{30}$
8. $\frac{14}{21}$
9. $\frac{16}{32}$
10. $\frac{12}{48}$
11. $\frac{15}{45}$
12. $\frac{5}{20}$

