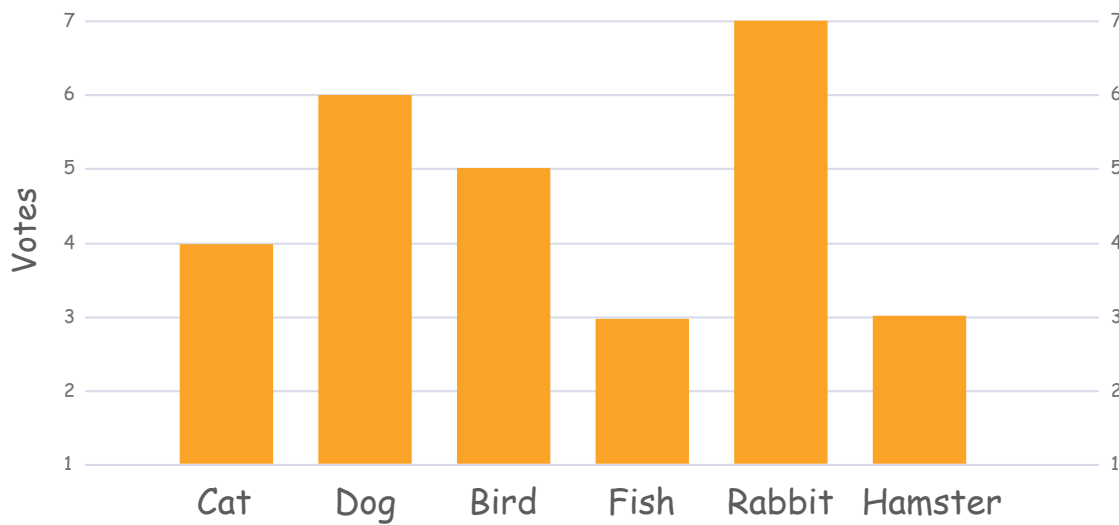



Name: _____

Worksheet for Analyzing Bar Graph for Finding Cutest Pet

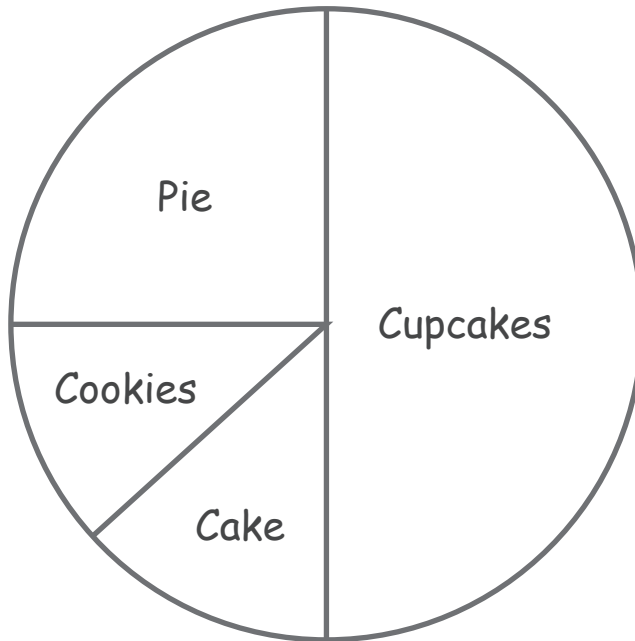


1. Which pet got the most votes?
2. How many votes did the rabbit get?
3. How many more votes did the bird get than fish?
4. How many more votes did the cat get than hamster?
5. How many votes did the fish and cat get in total?
6. The rabbit got more votes than the fish and hamster put together. Is it true?



Name: _____

Worksheet for Analyzing Circle Graph to Distribute Pie



1. How many desserts did the boys vote on? _____

2. What dessert won the most votes? _____

3. What dessert won the fewest votes? _____

4. What fraction of boys wanted cupcakes? _____

5. What fraction of boys wanted pie? _____

6. Did more boys prefer pie or cake? _____

