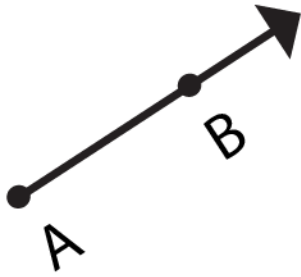


Identify the following geometry & choose the best Answer :

a)



i) Line AB

ii) Ray AB

iii) Line Segment + AB

iv) None

b)



i) Ray MN

ii) Line MN

iii) Line Segment + MN

iv) None

c)



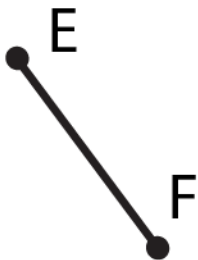
i) Line CD

ii) Line Segment CD

iii) Ray CD

iv) None

d)



i) Line Segment EF

ii) Line EF

iii) Ray EF

iv) None

e)



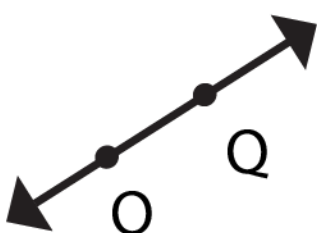
i) Ray XY

ii) Line XY

iii) Line segment XY

iv) None

f)



i) Ray OQ

ii) Line OQ

iii) Line segment OQ

iv) None