

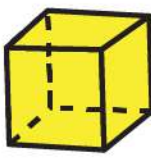
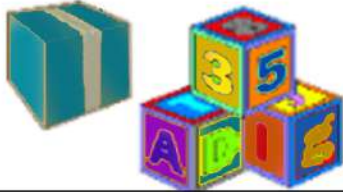









REAL LIFE EXAMPLES OF 3D SHAPES ANCHOR CHART

NAME	WE SEE ...	IT LOOKS LIKE A ...
 CONE	CIRCLE BASE A POINT CURVE TO CONNECT	
 CUBE	6 SQUARE FACES 8 VERTICES (CORNERS)	
 CYLINDER	2 CIRCLE BASES BIG CURVE WRAPPED AROUND	
 SPHERE	NO FLAT AREAS A BALL	
 PYRAMID	4 SQUARE BASE 4 TRIANGLE FACES	
 RECTANGULAR PRISM	2 SQUARE FACES 4 RECTANGLE FACES	