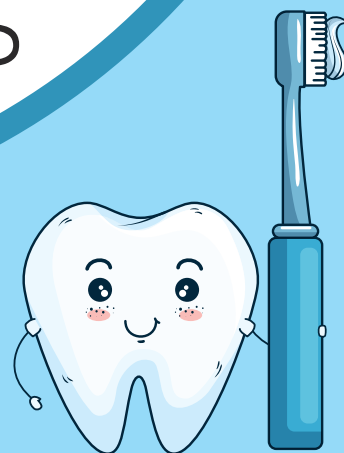

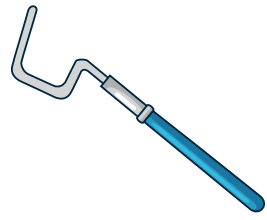
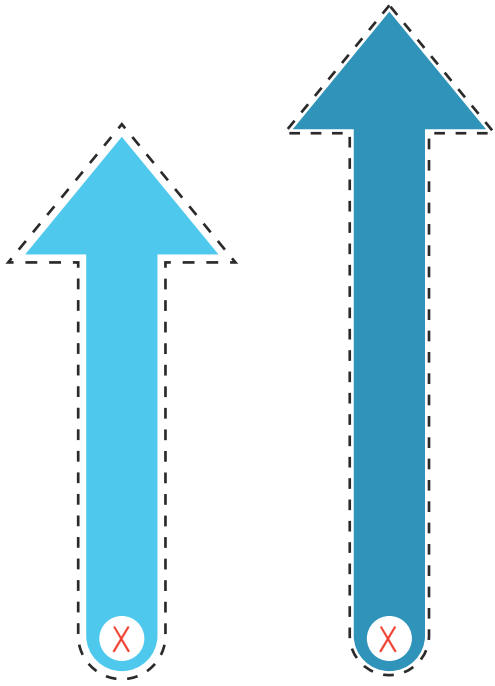


# DENTAL CLOCK





PICK



MIRROR



Patient



Receptionist

# DENTAL EXAM

Patient's Name




Draw In Cavities  
Above  
or  
Circle Problem  
Areas

What does patient need done today?



Xrays



Cleaning




Cavity

# DENTAL HEALTH WORDS



Tooth



Toothbrush



Floss



Toothpaste



Dentist




Mirror



Cavity



Chair



Dental Pick



Mouthwash



Teeth








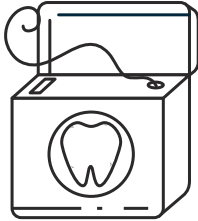
Fluoride

# PATIENT INFORMATION

Name: .....

Age: (1) (2) (3) (4) (5) (6) (7) (8) (9) (10) +

Habits:

|  |   |   |
|--|---|---|
| <input type="checkbox"/><br><br>Eat Vegetables | <input type="checkbox"/><br><br>Eat Fruit   | <input type="checkbox"/><br><br>Brush teeth twice a day |
| <input type="checkbox"/><br><br>Eat Cheese    | <input type="checkbox"/><br><br>Drink Milk | <input type="checkbox"/><br><br>Floss                  |

Teeth Feeling Scale



**GOOD FOR OUR  
TEETH**




# BAD FOR OUR TEETH





GLASSES



MASK



GUMS



TEETH



MOUTH

TOOTHBRUSH

TOOTHPASTE




# APPOINTMENTS

| TIME     | NAME |
|----------|------|
| 9:00 am  |      |
| 9:30 am  |      |
| 10:00 am |      |
| 10:30 am |      |
| 2:00 am  |      |
| 2:30 am  |      |
| 3:00 am  |      |
| 3:30 am  |      |

# DENTAL X-RAY

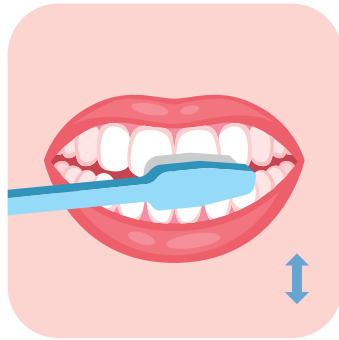
X-ray showing decay due  
to poor flossing habits



# HOW TO CLEAN MY TEETH



USE A SMALL AMOUNT OF TOOTHPASTE



BRUSH THE OUTER SURFACE USING UP AND DOWN STROKES



BRUSH THE OUTER SURFACE USING CIRCULAR MOTION



REPEAT FOR THE INSIDE SURFACE OF YOUR TEETH



BRUSH THE CHEWING SURFACE USING BACK AND FORTH STROKES



BRUSH THE SURFACE OF YOUR TONGUE

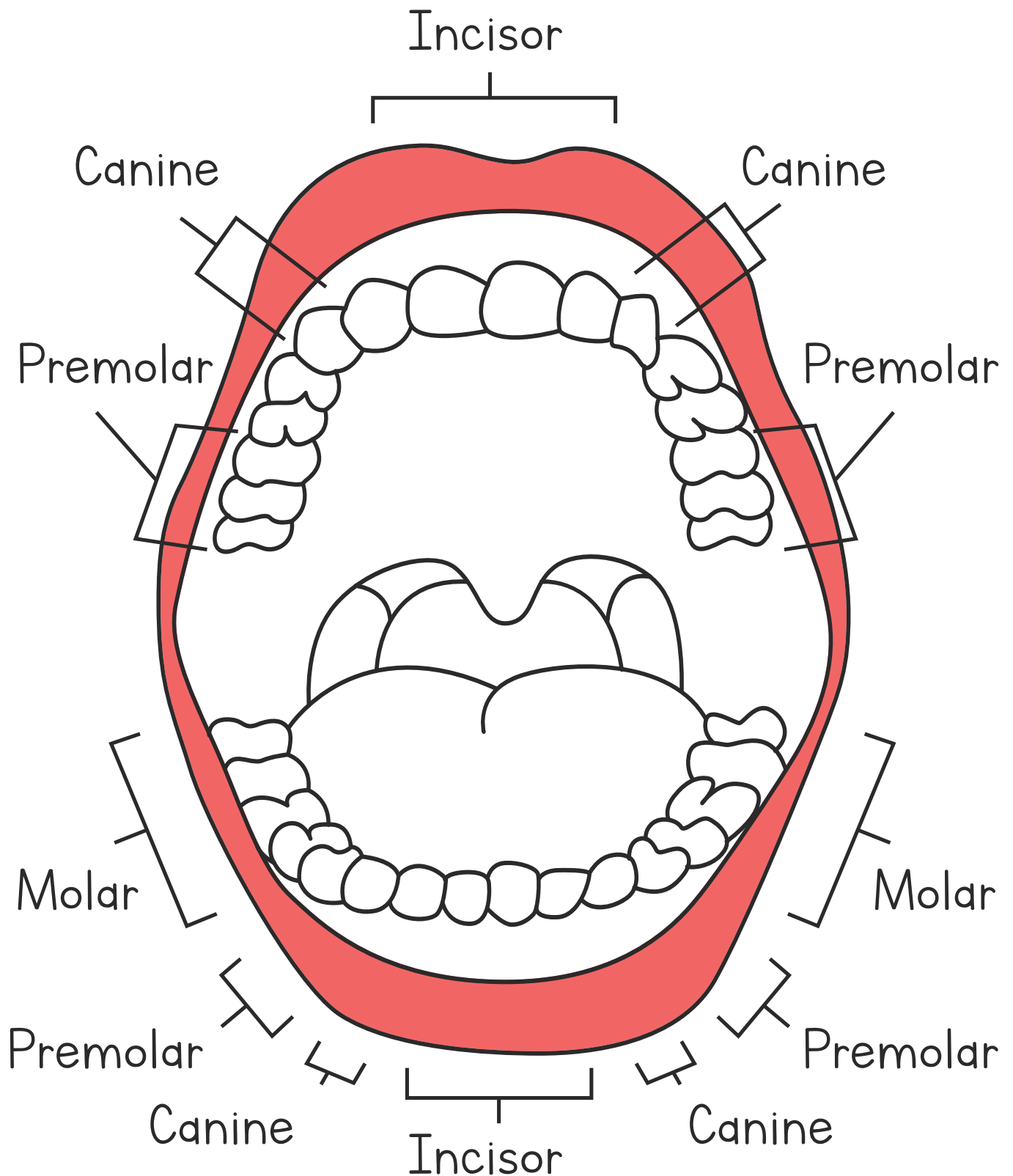


RINSE OUT YOUR MOUTH USING WATER

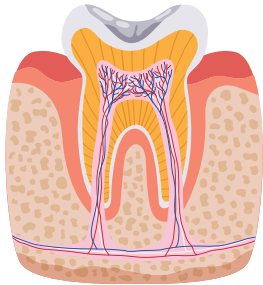


BRUSH YOUR TEETH TWICE A DAY

# TYPE OF TEETH



# DENTAL PROBLEMS



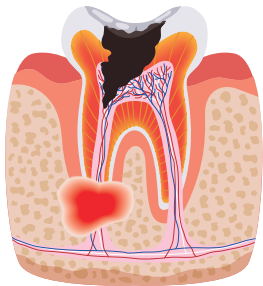
Healthy tooth and Gums



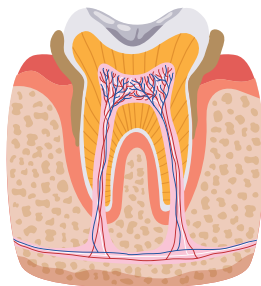
Sensitive Teeth



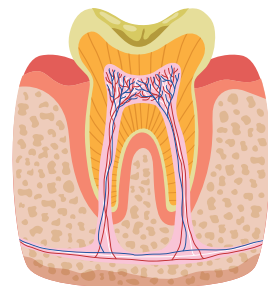
Caries



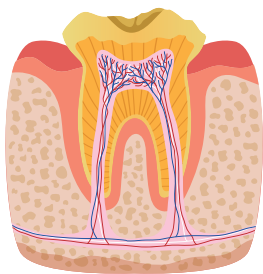
Periodontitis



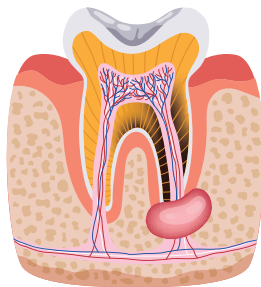
Calculus



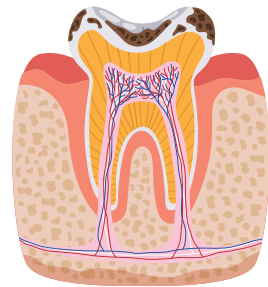
Yellow Teeth



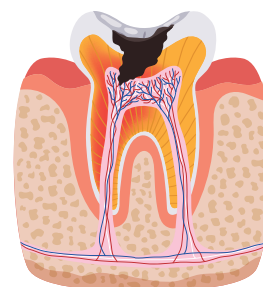
Decayed Tooth



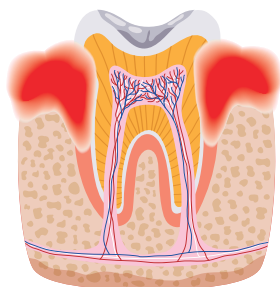
Cyst



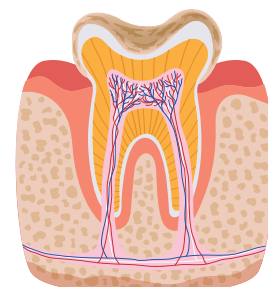
Enamel Erosion



Pulpitis



Gingivitis



Dental Plaque