

Counting to 10

Prep Work -

- Print off books
- Cut out
- Staple together

Directions -

1. Read books with your children and have them count the objects on the page.

YOU MAY...

Print as many copies as you would like for your OWN personal use

Save this file on YOUR computer

Share on a blog, facebook page, ect as long as there is a direct link to You've Got This

PLEASE DO NOT...

Make copies to give to your fellow teachers or friends. Please share the link with them so they can download their own personal copy.

Save to any file that can be accessed by anyone besides you. This includes dropbox, 4shared, facebook groups, shared drives, ect


E-mail just the PDF


Claim this printable as your own

Post just the PDF on your blog, facebook page, ect


Sell or profit in any way from the PDF

Clip art by





There is **1** gold coin.



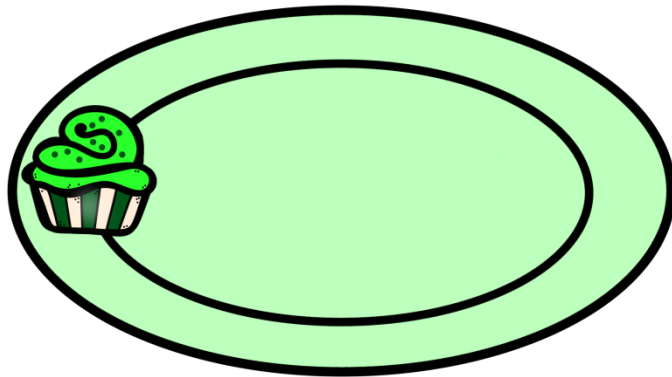
There is **1** yellow dot on
the hat.



There is **1** shamrock.




There is **1** piece of candy.




There is **1** cupcake. Yum
Yum!


St. Patrick's Day
Counting
Book



1



There are 2 gold coins.




There are 2 yellow dots on
the hat.



There are 2 shamrocks.




There are 2 pieces of
candy.




There are 2 cupcakes. Yum
Yum!


St. Patrick's Day
Counting
Book

2






There are 3 gold coins.




There are 3 yellow dots on
the hat.



There are 3 shamrocks.




There are 3 pieces of
candy.



There are **3** cupcakes. Yum
Yum!


St. Patrick's Day
Counting
Book

3






There are 4 gold coins.




There are 4 yellow dots on
the hat.



There are 4 shamrocks.




There are 4 pieces of
candy.




There are 4 cupcakes. Yum
Yum!


St. Patrick's Day
Counting
Book



4



There are **5** gold coins.




There are **5** yellow dots on
the hat.



There are 5 shamrocks.




There are 5 pieces of
candy.




There are **5** cupcakes. Yum
Yum!


St. Patrick's Day
Counting
Book

5





There are 6 gold coins.




There are 6 yellow dots on
the hat.



There are 6 shamrocks.




There are 6 pieces of
candy.




There are 6 cupcakes. Yum
Yum!


St. Patrick's Day
Counting
Book



6



There are 7 gold coins.



There are 7 yellow dots on
the hat.



There are 7 shamrocks.




There are 7 pieces of
candy.




There are 7 cupcakes. Yum
Yum!


St. Patrick's Day
Counting
Book



7



There are 8 gold coins.



There are 8 yellow dots on
the hat.



There are 8 shamrocks.




There are 8 pieces of
candy.




There are 8 cupcakes. Yum
Yum!


St. Patrick's Day
Counting
Book

8





There are 9 gold coins.



There are 9 yellow dots on
the hat.



There are 9 shamrocks.




There are 9 pieces of
candy.



There are 9 cupcakes. Yum
Yum!


St. Patrick's Day
Counting
Book



9



There are **10** gold coins.



There are **10** yellow dots
on the hat.



There are **10** shamrocks.



There are **10** pieces of
candy.



There are **10** cupcakes.
Yum Yum!

St. Patrick's Day
Counting
Book
10

