

Thank you for downloading!

This was created by
[You've Got This Math](#)

YOU MAY...

Print as many copies as you would like for your OWN personal use

Save this file on YOUR computer

Share on a blog, facebook page, ect as long as there is a direct link to You've Got This

PLEASE DO NOT...

Make copies to give to your fellow teachers or friends. Please share the link with them so they can download their own personal copy.

Save to any file that can be accessed by anyone besides you. This includes dropbox, 4shared, facebook groups, shared drives, ect

E-mail just the PDF

Claim this printable as your own

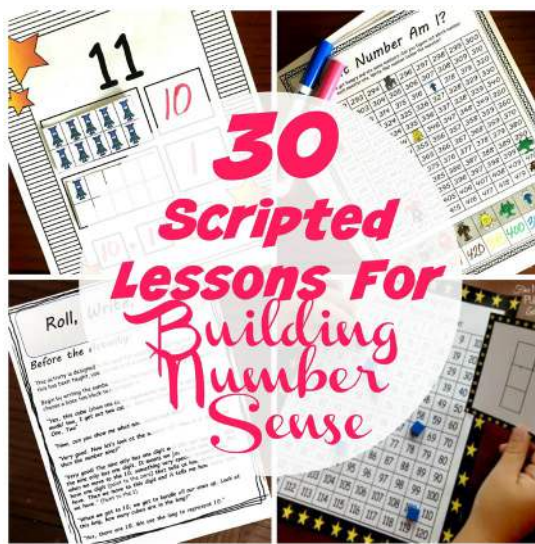
Post just the PDF on your blog, facebook page, ect

Sell or profit in any way from the PDF



You May Also Like:


Building Number Sense Class



5 Equation Activities



Missing Number in Equations



How To Make 10 Fall Centers



Ten Frame

(Getting to Ten)


Prep-Work:

1. Print off work pages
2. For multiple use, laminate and gather up dry erase markers
3. For one time use, get markers or Q-Tips and red paint.


Directions:

1. Children fill in the missing dots on the ten frame with red paint, sticker, pom poms etc.
2. Then based on how many "dots" they made to get to ten, they write that number in the blank box.


Getting To 10



$$1 + \square = 10$$




$$4 + \square = 10$$




$$7 + \square = 10$$


Getting To 10



$$3 + \square = 10$$




$$9 + \square = 10$$




$$6 + \square = 10$$


Getting To 10



$$5 + \square = 10$$



$$2 + \square = 10$$



$$8 + \square = 10$$