

Directions:

Cut out clip cards on card stock paper.

Have students place clips on all correct answers. There may be more than one on each card.

Review answers with children to make sure there are no misunderstandings.

Needed: (affiliate)

[Card stock](#)

[Clothes pins](#)

Terms of use:

YOU MAY...

- Print as many copies as you would like for your OWN personal use
- Save this file on YOUR computer
- Share on a blog, facebook page, ect as long as there is a direct link to You've Got This

PLEASE DO NOT...

- Make copies to give to your fellow teachers or friends. Please share the link with them so they can download their own personal copy.
- Save to any file that can be accessed by anyone besides you. This includes dropbox, 4shared, facebook groups, shared drives, ect
- E-mail just the PDF
- Claim this printable as your own
- Post just the PDF on your blog, facebook page, ect
- Sell or profit in any way from the PDF

Clip art by <https://www.teacherspayteachers.com/Store/Catherine-S> and



Thank you for downloading!

This was created by
[You've Got This Math](#)

YOU MAY...

Print as many copies as you would like for your OWN personal use

Save this file on YOUR computer

Share on a blog, facebook page, ect as long as there is a direct link to You've Got This

PLEASE DO NOT...

Make copies to give to your fellow teachers or friends. Please share the link with them so they can download their own personal copy.

Save to any file that can be accessed by anyone besides you. This includes dropbox, 4shared, facebook groups, shared drives, ect

E-mail just the PDF

Claim this printable as your own

Post just the PDF on your blog, facebook page, ect


Sell or profit in any way from the PDF

You May Also Like:

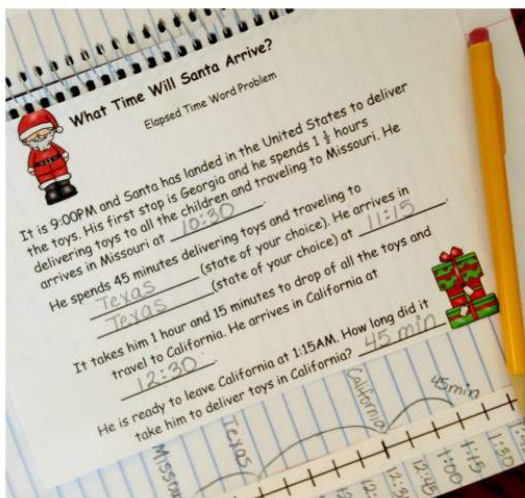
Time Clip Cards



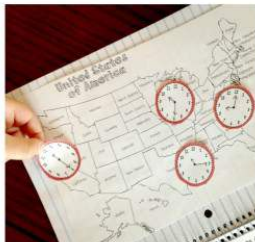
Connect Four



Elapsed Time Word Problem



FREE
Elapsed Time
Word
Problems
With a Christmas Twist



Time BINGO


Prep - Work


1. Print off cards on card stock
2. Gather up clothes pins


How To Play


1. Have children figure out what the time is on the clock
2. Have children mark the correct answer using a clothes pin





		
1:20	Quarter after 1	4:05


		
1:00	12:05	2:00


 An analog clock with numbers 1 through 12. The hour hand is between 1 and 2, and the minute hand is pointing at 6. The clock is set to 1:30.		
1:30	Half past 1	2:30


 An analog clock with numbers 1 through 12. The hour hand is between 2 and 3, and the minute hand is pointing at 3. The clock is set to 2:15.		
Quarter till 12	Quarter after 2	2:15


 <p>A circular analog clock with numbers 1 through 12. The hour hand is between 2 and 3, and the minute hand is pointing at 9.</p>		
2:45	Quarter till 3	1:45


 <p>A circular analog clock with numbers 1 through 12. The hour hand is slightly past 5, and the minute hand is pointing at 1.</p>		
5:05	1:25	2:25


		
4:00	12:04	12:20


		
4:20	4:15	3:20


		
3:15	Quarter after 3	Quarter till 3


		
3:20	Quarter after 4	4:15


 An analog clock with numbers 1 through 12. The hour hand is between 5 and 6, and the minute hand is pointing at 6.		
5:30	Half past 5	Half past 6


 An analog clock with numbers 1 through 12. The hour hand is between 3 and 4, and the minute hand is pointing at 3.		
Quarter after 3	Quarter after 5	Quarter till 5

		
6:50	10 till 6	5:50

		
6:30	6:00	5:00

 An analog clock with numbers 1 through 12. The hour hand is between 6 and 7, and the minute hand is pointing at 3.		
6:15	Quarter after 6	Quarter till 6


 An analog clock with numbers 1 through 12. The hour hand is between 6 and 7, and the minute hand is pointing at 5.		
6:25	5:30	7:25



Half
past 6

Half
past 7


6:30





20
till
8


7:40


6:40


		
12:30	1:30	6:05


		
Quarter till 1	Quarter after 1	Quarter till 12


		
11:40	Quarter after 12	11:45


		
11:30	Half past 11	Half past 10


 An analog clock with a black frame and a white face. The numbers 1 through 12 are arranged around the perimeter. The hour hand is positioned between 11 and 12, and the minute hand is pointing exactly at 3. The clock is set within a rectangular frame that has a decorative, scalloped border on the left and right sides.		
11:15	3:55	Quarter after 11


 An analog clock with a black frame and a white face. The numbers 1 through 12 are arranged around the perimeter. Both the hour hand and the minute hand are pointing exactly at 12. The clock is set within a rectangular frame that has a decorative, scalloped border on the left and right sides.		
12:00	Quarter after 12	Half past 12


		
Quarter till 11	Quarter after 11	Half past 11


		
10:55	Quarter till 11	11:50


 An analog clock with a black border and a white face. The hour hand is between 10 and 11, and the minute hand is pointing at 6. The numbers 1 through 12 are arranged around the perimeter.		
Half past 10	6:50	10:30


 An analog clock with a black border and a white face. The hour hand is between 1 and 2, and the minute hand is pointing at 10. The numbers 1 through 12 are arranged around the perimeter.		
1:50	10:05	Quarter after 10


 An analog clock with numbers 1 through 12. The hour hand is between 9 and 10, and the minute hand is pointing exactly at 3.		
9:15	Quarter after 9	Quarter till 9


 An analog clock with numbers 1 through 12. The hour hand is between 7 and 8, and the minute hand is pointing at 10.		
7:50	Quarter after 7	9:35


		
9:00	9:30	Half past 9


		
9:55	5 till 9	8:55


		
8:20	Half past 8	Quarter after 8


		
9:40	8:45	9:45


 <p>A circular analog clock with numbers 1 through 12. The hour hand is between 8 and 9, and the minute hand is pointing at 6.</p>		
8:30	Half past 8	6:40

 <p>A circular analog clock with numbers 1 through 12. The hour hand is pointing at 9, and the minute hand is pointing at 12.</p>		
8:00	9:00	7:00

		
5 till 7	7:55	8:55

		
Quarter till 8	Quarter after 9	8:45

		
Quarter till 7	Quarter after 7	7 o'clock

		
Half past 6	Half past 7	6:30