

Thanks for Downloading!

[You've Got This](#)

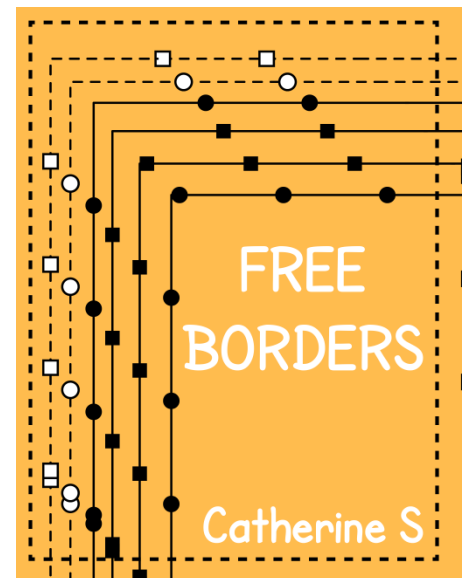



YOU MAY...

1. Print as many copies as you would like for your OWN personal use
2. Save this file on YOUR computer
3. Share on a blog, facebook page, ect as long as there is a direct link to You've Got This

DO NOT...

1. Make copies to give to your fellow teachers or friends. Please share the link with them so they can download their own personal copy.
2. Save to any file that can be accessed by anyone besides you. This includes dropbox, 4shared, facebook groups, shared drives, ect
3. E-mail just the PDF
4. Claim this printable as your own
5. Post just the PDF on your blog, facebook page, ect
6. Sell or profit in any way from the PDF

Clip Art By



Using Appropriate Tools

Prep Work -

- Print off worksheets
- Provide Do - A - Dot markers

Directions -

Players dot the circle that best describe the appropriate tools they should use to measure each object.

Which One?

Name: _____

Dot the measurement that you should use to measure each item.

A Real Car



inches

feet

yards

Real Train



inches

feet

yards

A Doll



inches

feet

yards

A Drum



inches

feet

yards

Skateboard



inches






feet

yards

Which One?

Name: _____






Dot the measurement that you should use to measure each item.

<p>An ant</p> 	inches	feet	yards
<p>A Dolphine</p> 	inches	feet	yards
<p>A Leaf</p> 	inches	feet	yards
<p>An Elephant</p> 	inches	feet	yards
<p>A Banana</p> 	inches	feet	yards

Which One?

Name: _____






Dot the measurement that you should use to measure each item.

<p>A Lion</p> 	<p>mm</p>	<p>cm</p>	<p>m</p>
<p>A Mitten</p> 	<p>mm</p>	<p>cm</p>	<p>m</p>
<p>A House</p> 	<p>mm</p>	<p>cm</p>	<p>m</p>
<p>A Crayon</p> 	<p>mm</p>	<p>cm</p>	<p>m</p>
<p>Thickness of yarn</p> 	<p>mm</p>	<p>cm</p>	<p>m</p>

Which One?

Name: _____

Dot the measurement that you should use to measure each item.

<p>Vest</p> 	mm	cm	m
<p>Watermelon Seed</p> 	mm	cm	m
<p>Thickness of quarter</p> 	mm	cm	m
<p>Octopus</p> 	mm	cm	m
<p>Tree</p> 	mm	cm	m

Using Appropriate Tools

Prep Work -

- Print off worksheets
- Provide Do - A - Dot markers

Directions -

Players dot the circle that best describe the appropriate tools they should use to measure each object.

Which One?

Name: _____

Dot the measurement that you should use to measure each item.

A Real Car



inches

feet

yards

Real Train



inches

feet

yards

A Doll



inches

feet

yards

A Drum



inches

feet

yards

Skateboard



inches






feet

yards

Which One?

Name: _____






Dot the measurement that you should use to measure each item.

An ant 	inches	feet	yards
A Dolphine 	inches	feet	yards
A Leaf 	inches	feet	yards
An Elephant 	inches	feet	yards
A Banana 	inches	feet	yards

Which One?

Name: _____






Dot the measurement that you should use to measure each item.

A Lion 	mm	cm	m
A Mitten 	mm	cm	m
A House 	mm	cm	m
A Crayon 	mm	cm	m
Thickness of yarn 	mm	cm	m

Which One?

Name: _____

Dot the measurement that you should use to measure each item.

<p>Vest</p> 	<p>mm</p>	<p>cm</p>	<p>m</p>
<p>Watermelon Seed</p> 	<p>mm</p>	<p>cm</p>	<p>m</p>
<p>Thickness of quarter</p> 	<p>mm</p>	<p>cm</p>	<p>m</p>
<p>Octopus</p> 	<p>mm</p>	<p>cm</p>	<p>m</p>
<p>Tree</p> 	<p>mm</p>	<p>cm</p>	<p>m</p>