




Cut and Paste

Name: _____
Cut out the coins and paste in the correct spot.

| | | |
|--------|--------|-----|
| \$0.33 | \$0.54 | 43¢ |
| 48¢ | \$0.76 | 67¢ |



Fall Money Activities



Thank you for your purchase!

This was created by
[You've Got This Math](#)

YOU MAY...

Print as many copies as you would like for your OWN personal use

Save this file on YOUR computer

Share on a blog, facebook page, ect as long as there is a direct link to You've Got This

PLEASE DO NOT...

Make copies to give to your fellow teachers or friends. Please share the link with them so they can download their own personal copy.

Save to any file that can be accessed by anyone besides you. This includes dropbox, 4shared, facebook groups, shared drives, ect

E-mail just the PDF

Claim this printable as your own

Post just the PDF on your blog, facebook page, ect

Sell or profit in any way from the PDF



APPLE

Counting Money

Game



Apple Gathering Money Game

Prep Work -

- Print game board
- Print off apples and cut out
- Print off record sheet if needed
- Gather up game markers, die, and coins

Directions -

Students move around the board by rolling the die.

If a child lands on an empty space they pick one apple and add that much money to their pile.

If a child lands on an apple, they may choose two apples from the pile and add the sum of the two apples to their money collection.

If they land on an empty basket, they must return all their money.




The player with the most money at the end of the game wins.







START

END





[illegible]



APPLE

Money Match



Apple Gathering Money Game


Prep Work -


- Print off coin cards and cut out
- Use the apples from the game

Directions -

Children figure out what each coin card is worth and then place the apple that matches on top of that coin card.













Apple Match

Name: _____

Draw a line from the person to the money that correctly represents how they could have paid for their apples.






\$0.65

\$0.82

53¢

\$0.29

39¢

Cut and Paste

Name: _____

Cut out the coins and paste in the correct spot.

| | | |
|--------|--------|-----|
| \$0.33 | \$0.54 | 43¢ |
| 48¢ | \$0.76 | 67¢ |





APPLE Money

Cut and Paste

Name: _____

Cut out the coins and paste in the correct spot.

| | | |
|--------|--------|-----|
| \$0.33 | \$0.54 | 43¢ |
| 48¢ | \$0.76 | 67¢ |



















Which One?

Figure out how much money was spent, and picture that equals that amount.

| | | | |
|---|---|---|---|
|  \$0.22 |  18¢ |  35¢ |  \$0.29 |
|  \$0.98 |  \$0.87 |  55¢ |  65¢ |
|  \$0.82 |  \$0.79 |  \$0.21 |  \$0.19 |


Apple Money Worksheet

Prep Work -

- Print off worksheets
- Provide pencils, crayons, scissors, and glue

Directions -

Follow the direction on the worksheets to complete





Apple Match

Name: _____

Draw a line from the person to the money that correctly represents how they could have paid for their apples.



\$0.65



\$0.82



53¢



\$0.29



39¢

































































Coin Color

Name: _____

Color in the amount of money needed to buy each apple.













| | |
|---|--|
| <p>\$0.57</p>  |            |
| <p>89¢</p>  |            |
| <p>\$0.37</p>  |            |
| <p>92¢</p>  |            |
| <p>0.73</p>  |            |



Which One?

Name: _____

Use the coins to figure out how much money was spent, and color in the picture that equals that amount.

| | | | |
|---|---|---|---|
|  \$0.22 |  18¢ |  35¢ |  \$0.29 |
|  \$0.98 |  \$0.88 |  55¢ |  65¢ |
|  \$0.82 |  \$0.79 |  \$0.11 |  \$0.19 |



Cut and Paste

Name: _____

Cut out the coins and paste in the correct spot.

| | | |
|--------|--------|-----|
| \$0.33 | \$0.54 | 43¢ |
| | | |
| 49¢ | \$0.76 | 67¢ |
| | | |

