

Thank you for downloading!

This was created by
[You've Got This Math](#)

YOU MAY...

Print as many copies as you would like for your OWN personal use

Save this file on YOUR computer

Share on a blog, facebook page, ect as long as there is a direct link to You've Got This

PLEASE DO NOT...

Make copies to give to your fellow teachers or friends. Please share the link with them so they can download their own personal copy.

Save to any file that can be accessed by anyone besides you. This includes dropbox, 4shared, facebook groups, shared drives, ect
E-mail just the PDF


Claim this printable as your own

Post just the PDF on your blog, facebook page, ect

Sell or profit in any way from the PDF

Clip Art by:

[Elizabeth McCarter](#)



Gum Drop Telling Time Game


Prep - Work

1. Print off game board and Bingo Board
2. Print off time cards you want to use, cut out and laminate
3. Provide Gum Drops, die, and a game piece

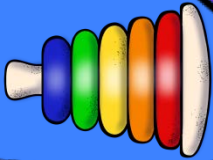
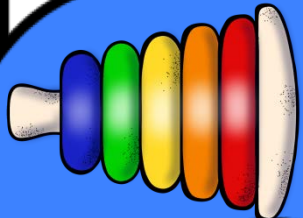
How To Play

1. Children place their game piece on the large yellow star. Players take turns rolling the die and moving around the board.
2. If they land on an empty space, nothing happens.
3. If they land on a picture they draw a clock and say the correct time. If they correctly say the correct time they may cover up that toy on their BINGO card. If that picture is already covered up they must still draw a card and say the correct time. If they can't, they must uncover that picture.
4. The first person to cover up their whole board wins.

You may also like:



Deliver
the Gifts



Gifts I Have Delivered

